

# Eucharist – Living the Sacrament

## Curriculum links:

### Tasmanian RE Curriculum Year 3/4

- The Sacraments are celebrations of the presence of God in the lives of Christians. Through the Sacraments, Christians are born into and nourished in the life of Christ.

### To Know Worship and Love (Victoria) Level 3 & 4

- Explain the role of sacraments of Initiation in a Catholic's faith journey.
- Interpret the Mass, the sacraments of Initiation and Healing in relation to life.
- Reflect on experiences of prayer and liturgical celebrations.

### Catholic Education Commission of WA Religious Education Learning Outcomes (Western Australia)

- Drawing on Human Experiences – students understand the content of the Christian message and its significance by relating it to examples drawn from human experience.
- Living like Jesus – students understand that Catholics are empowered to live like Jesus the Saviour as they draw on the power of God's Spirit.

### Catholic Education Office Sydney Religious Education Foundation Statements (New South Wales) Year 3 & 4

- Students recognise the call to respond to God in their lives and explore challenges related to this response.

## Scripture


John 13:1-35 – Jesus washes the feet of the Disciples

Luke 22:7-23 – The Last Supper

John 15:5 – The Vine & the Branches

## PART 3 SACRAMENTS

EUCHARIST



It's a big deal to receive the Eucharist. It is the body and blood of Jesus left for us to remember him and to continue to be strengthened by him. Wow, that's huge! Jesus, who died for us, left us this very special reminder of him and we can celebrate it every time we go to Mass.

Jesus is present in the Eucharistic celebration in four ways:

1. In the person of the Celebrant (the priest)
2. In his Word (the gospel)
3. In the bread and wine the priest offers to us
4. With us as we pray and sing

WHEN WE CELEBRATE THE EUCHARIST, WE CELEBRATE THE SPIRIT OF JESUS WITH US TODAY AND HIS PRESENCE IN OUR LIVES FOREVER.

REFLECTION


Think about how you felt receiving the Eucharist for the first time. Write a snapshot of your experience. Where was the spirit of Jesus?

.....

.....

.....





## Theme

The Eucharist is the central and greatest Sacrament of the Church. It is the means by which the Church is continually maintained in communion with Jesus Christ the Lord and the means by which each Christian participates in the once and for all sacrifice of Christ on the Cross. The Catechism of the Catholic Church following a document of Vatican II calls the Eucharist the '**source and summit of the Christian life**'.

Key questions...

- What does 'Eucharist' mean to you?
- What does the sacrifice of Jesus have to do with our human experience?
- How would you explain Eucharist to someone that isn't Catholic?

## Learning Intention(s)

- For students to be thankful for the sacrifice of Jesus
- To understand that Eucharist is vital for Church community

## Lesson

Play the 'Vine and the Branches' PowerPoint (see resources). Highlight the poem by Summer Waters. Ask the class, 'Where is the Spirit of Jesus in your life?' In your classroom? In your school? In your life?

Students use these responses to write their own verse(s) for the poem following the sentence, "I saw Jesus today..." Allow students to express themselves in any way they like or allow them to follow the template if they like.


Share any as you like to keep students on track or to encourage them.

These can be presented and displayed or shared at assembly or even in the newsletter.

SOJ pp 54 - 55 - Read p54 and discuss. After discussion, allow students some time to complete the reflection. If they haven't had the sacrament yet then this might be an opportunity to discuss how they feel about it and how they might feel on the day. If they have completed it then they can write the snapshot. There is more room in the journal at the back for continued writing.

SOJ p55 - How do you show the Spirit of Jesus?

'Islands' – Lay out 10 or 12 hoops. Students must walk around until 'islands' is called. They then have 5 seconds to get into an island. Each island must contain two or more people although some islands may remain empty. Students cannot move, touch the edge of the hoop or fall out. If they do, the teacher gets a point. If they succeed then they get a point. First to five wins. But make it hard for them; make it a challenge.



Ask students, 'How does this game connect to Eucharist?' Expect answers to include, teamwork, including others, thinking of others etc.

We are part of something bigger - we are not alone when we are part of the Church through Eucharist.

### **Debrief/Reflection**

SOJ p58 - Caring for others

Watch 'Kid President - Change the World' and discuss what actions they can take out of Eucharist that might change their world. This is our lived faith and it is the call from Jesus to bear good fruit in His name. He is the vine and we are the branches.

### **Resources**

Vine & Branches ppt

Spirit of Jesus journal pp54, 55 & 58

Kid President - How to Change the World

### **Prayer**

God of Jesus Christ, may your love that is in us, be like a small seed planted by your hand, that grows stronger each day.

May we learn to be more like Jesus Christ in the way we live and reach out to others.

Amen.

