

# prayer for a river

UNCLE GLENN LOUGHREY & ANDREW KELLY

## TEACHERS' NOTES

## ABOUT

Water falls from the sky, joins the river and gives life to Country. The book tells how waterways hold knowledge, memory and story. A simple, direct and moving acknowledgement of the life-giving role water plays.

## METADATA

**Authors:** Uncle Glenn Loughrey  
& Andrew Kelly

**Illustrator:** Uncle Glenn Loughrey

**ISBN:** 9781742036915

**Format:** 225mm x 225mm

**RRP:** \$24.99

**Extent:** 32pp + cover

**Binding:** Hardback

**Reading level:** 6+

**Interest level:** 5+

**Category:** Juvenile Fiction

## CURRICULUM LINKS

- **Science:** Biological Sciences, Earth and Space Sciences
  - **English**
- **HASS:** History, Geography
  - **The Arts**

## CROSS-CURRICULUM PRIORITIES

- Aboriginal and Torres Strait Islander Histories and Cultures
  - Sustainability

## THEMES

- Indigenous Culture
  - Environment
  - Community



# ABOUT THE CREATORS


*River brings life.*

*River brings us together.*

*River holds the stories.*

## UNCLE GLENN LOUGHREY

is a Wiradjuri man, artist, writer and Anglican priest. He is Provincial Archdeacon Reconciliation, First People's Recognition and Treaty and has a passion for caring for Country and water. His art depicts the environment, particularly rivers. He is interested in cultural water flow – the right amount of water at the right time, all the time.



## ANDREW KELLY

is a passionate advocate for water and the environment and an award-winning author.

He grew up along the banks of the Birrarung/Yarra. For many years he was the Yarra Riverkeeper and spent happy hours out on the Birrarung/Yarra introducing people to the river. He believes waterways are key to a healthy landscape.

# CURRICULUM LINKS

	YR 2	YR 3	YR 4	YR 5	YR 6	YR 7
SCIENCE	AC9S4U02			AC9S5U01	AC9S6U01	
HASS	AC9HS2K01 AC9HS2K03 AC9HS2K04 AC9HS2S01	AC9HS3K03 AC9HS3K04	AC9HS4K01 AC9HS4K05 AC9HS4K06 AC9HS4S01	AC9HS5K05 AC9HS5K08		AC9HG7K01 AC9HG7K02 AC9HG7K03 AC9HG7K04 AC9HG7K07
THE ARTS	AC9AVA2E01 AC9AVA2E02		AC9AVA4E01 AC9AVA4E02		AC9AVA6E01 AC9AVA6E02	
ENGLISH	AC9E2LA02 AC9E2LA03 AC9E2LA08 AC9E2LE01 AC9E2LY04	AC9E3LA03 AC9E3LA05 AC9E3LA09 AC9E3LE01	AC9E4LE01 AC9E4LE02 AC9E4LE04 AC9E4LY04	AC9E5LA07 AC9E5LE01	AC9E6LA04 AC9E6LA07 AC9E6LE01	

## BEFORE READING

Brainstorm what you know about Australia's rivers.

What role do rivers play in the landscape, ecosystem and culture?

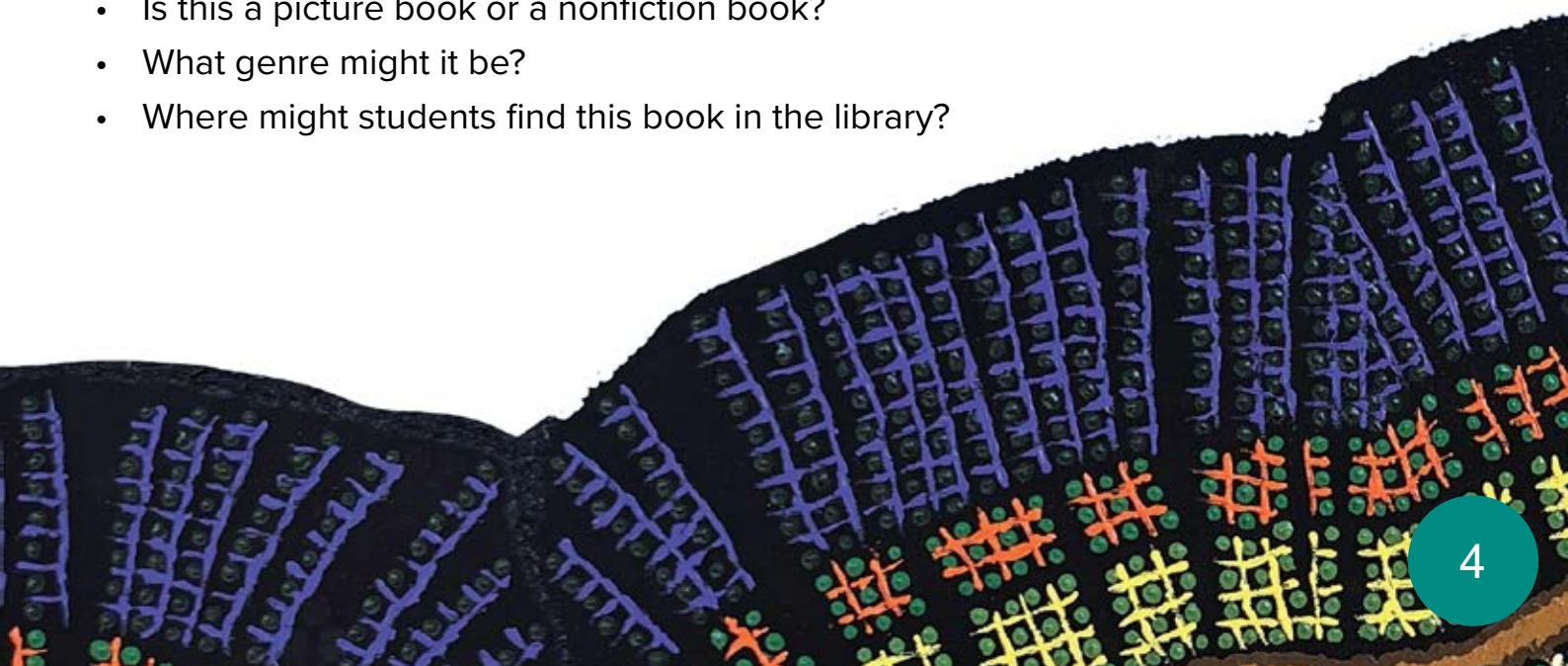
Look closely at the book's front and back covers. Can you spot the title, authors, blurb and spine? What predictions can you make about the book?

Discuss the book's title: *Prayer for a River*.

- What clues does it offer readers?
- What questions does the title prompt?

Discuss the clues about the book. Ask students to share their reasoning.

- Is this a picture book or a nonfiction book?
- What genre might it be?
- Where might students find this book in the library?





# AFTER READING

What does it mean for River to 'hold story'?

What is meant by 'River, you are life'?

What is meant by 'River is water remembering'?

What does 'sacred' mean? What makes the river sacred?

What other forms does water take? How are these different to rivers? Consider oceans, lakes, billabongs, rain etc.

Look closely at Uncle Glenn Loughrey's artwork for the book. Explore the artwork more deeply with questions such as:

- How do the illustrations add meaning to the text?
- How do the materials and techniques used add texture or detail to the illustrations?
- What does the artwork tell you about the relationship between the river, landscape, plants and animals?
- How does the choice of colour influence the mood or message of the illustrations?
- Does this illustration style match what you usually see in books?
- Focusing on one image, consider where your eyes are drawn to first. How has the illustrator guided your focus?

## RESOURCES FOR ABORIGINAL ART EDUCATION

- <https://japingkaaboriginalart.com/education/>
- <https://artark.com.au/pages/aboriginal-art-education-resources>
- <https://aiatsis.gov.au/education/curriculum-resources>
- <https://thisisaboriginalart.com.au/resources/origins-of-aboriginal-art/>
- <https://www.glennloughrey.com/>



# ART ACTIVITY

Ask students to share about a body of water from their lives. It might be a river they live close to, a lake they take holidays at, or a pool they visit in the summer. If you are in a land-locked area, ask students to imagine taking a trip to a location that features water. Perhaps they would like to visit a billabong surrounded by shady trees, the ocean or a plunging waterfall.

Pick a visual art medium that is available to your class (it might be acrylic paints, pencils, collage, etc) and ask students to draw/paint/create that body of water. Ask them to make choices around the following elements.

- Colour: how does the body of water make them feel and how can their use of colour reflect that?
- Strokes: how does the body of water move and how can their brush or pencil strokes reflect that?
- Coverage: is the body of water isolated or is it surrounded by a city or a forest, and how can their coverage of the canvas reflect that?

After completing their artworks, the students might like to present them to the class and explain their artistic choices.



# RESEARCH ACTIVITY

Research your local river, or a river of your choice (such as the Yarra, the Murray, the Murrumbidgee, the Darling, etc), answering questions such as:

- What plants and animals live in or near the river?
- Are there any threats to the river? From development, litter, pollution, drought?
- Are there any local community groups who look after the river? What kind of work do they do? For example, the Yarra River Keepers:



<https://yarrariver.org.au/>

- Can you find out any other names for the river, including in the local Indigenous language? What does the river's name mean?
- How is the river used? Are there boats that use the river? Do people fish on the river or use the water? Are there parks and bike and walking tracks?
- Look at a map or satellite image of the river. How is the area around the river different to the rest of the landscape?
- Where does the river begin and end? What other rivers does it connect with?
- How can you help to protect your local river?



## OTHER WILD DOG TITLES

Wild Dog Books has an impressive range of books to answer questions and stimulate young minds. From fact-filled non-fiction series through to individual titles, the Wild Dog non-fiction range is the ideal complement to our selection of fiction books and award-winning picture books by Australian writers and illustrators.



Wild Dog Books

C1.24 Level 1, Convent Building, Abbotsford Convent

1 St Heliers Street, Abbotsford VIC 3067 Australia

T +61 3 9419 9406 | E [admin@wdog.com.au](mailto:admin@wdog.com.au) | W [www.wdog.com.au](http://www.wdog.com.au)

